

SUGGESTED ACTIVITIES FOR GOD'S WILD KINGDOM

WEEK 8: The OWL (7/26/20)

Bible Verse: "If any of you lacks wisdom, you should ask God, who gives generously to all without finding fault, and it will be given to you." James 1:5

EXPLANATION: *Have you ever thought to yourself, "What is the best thing to do right now?" This verse tells us if we are ever looking to know the good and right, or wise, thing to do at any time, we simply need to ask God to show us. He might show us by having another Christian tell us. He might show us what we should do as we read His word or as we remember a Bible verse that we have learned. So, ask God when you are wondering how to live wisely and then wait and watch for Him to show you!*

Verse Activity: Supplies needed: Using the Bible verse sheet provided, try to remember the verse by looking at the first letters in each word. Fill in the rest of the word to help write out the whole Bible verse. Then, turn the paper over and try to write the verse from memory!

Journal: Supplies needed: Journal page, pencil

EXPLANATION: *Owls are thought of as wise animals...even though there is no real proof that they are! Believers in Jesus can be really wise though! Real wisdom, the ability to choose what is good and right comes from God who always does what is good and right. Go to Him. Ask Him for wisdom. Learn from Him. Listen to Him. Follow Him. Let's pray: **Father God, You know all things. You always and only think, say, and do what is good and right. Help us remember to go to you when we need wisdom. Help us to listen to You. Help us to follow You so that we will live wisely. Amen***

Use the journal page (either below or in the journal in the activity pack) to allow your child to respond to the Bible lesson.

Wisdom Treasure Hunt: Supplies needed: Owl sheet with Bible verses, bible

EXPLANATION: *What kinds of things would you say are a treasure? God tells us in His bible that wisdom from God is a great treasure. We need to treat God's Word like the treasure it is. We need to value it by listening to it, learning from it and following it. Solomon was right: wisdom from God is the most valuable thing we could ever be given! I will hide these owls with treasures from God's word on them. After you find them all, we will look up the verses in God's Bible so you can hear and learn treasure from God.*

Hide the owls with the Bible verses on the back, let your child/children find and explore the treasures in God's word together!

Owl Eyes: Supplies needed: empty paper towel or toilet paper tube, pencil

1. Cover one eye with your hand. Hold a pen or pencil about a foot in front of your face. (You can have a helper do this for you)
2. Keep looking straight ahead while you start moving the pencil to the side. Even though your eye is facing forward, you should still be able to see the pencil out of the "corner of your eye." Stop moving the pencil when you can't see it anymore. How far did it get to the side before it disappeared?

3. Now, hold the tube up to one eye and look through it at the pencil in front of your face. Start moving the pencil to the side – how far did it get before it disappeared?
4. This time turn your head as the pencil moves so you can still see it through the tube. Stop when you get to the point where the pencil disappeared in step two. How much did you have to turn your head to see the pencil at that point?

EXPLANATION: Owls have two eyes, just like us. But the way they see is different. Because of their eyes, an owl can see much better in the dark than we can. However, an owl can only see straight ahead. This is why they need such flexible necks, so they can turn their entire head in nearly every direction. An owl's eyes cannot move around like ours can. Try looking up, towards the ceiling, only moving your eyes. An owl would have to lift his head to do what you just did.

Our eyes are in front, on our face. But we can see to the side without moving our heads! This is called peripheral vision. Our eyes are able to take in a lot. What we see with both our eyes open is called the field of view. We have a wider field of view than owls do. When you held the tube up to one eye, it narrowed your field of vision. You were no longer able to see out of the “corner” of that eye. This is similar to how an owl sees all the time.

Neither the owl's field of view or our own human field of view is like God's field of view. The owl's view and ours is not able to see and know everything. God's is the PERFECT field of view, giving us the best information about the world around us, ourselves and God! Do you want to see the world in the BEST way? Go to God's word!

Owl Wisdom Bag: Supplies needed: brown paper bag, orange, white and black construction paper, glue, scissors, markers or crayons, owl sheet

EXPLANATION: God has lots of wisdom to share in His Word. That is why it is so important for us to read it and to listen to those who teach from it. The best wisdom is God's...not man's. When we want to know the wise, good, right thing to do as God says, we look in His Word. Make this owl bag. Then use the small owls on the sheet of paper to write down the wisdom you find in the Bible as you read. Store these smaller owls inside the larger paper bag owl so you can get them out and remember them.

Fold the top of the bag down about 3 inches. On the side that does not have the flap glue eyes and a beak for the owl. You can decorate the bag as you want. When you read or listen to God's word, write down wise words from God and put them in your bag.

Owl Directed Drawing: Supplies needed: paper, pencil, markers, crayons or paints & paintbrush

EXPLANATION: The owl is NOT really a wise animal. We just call them wise. Wisdom is the ability to make a decision that is good and right. We know that God is the only One who is good and right, so to find the greatest wisdom we must go to the wisest One! We must go to God! Draw this owl and as you do ask God to show you His wisdom in your day.

James 1:5

Use with the Bible verse activity

I _____ a _____ o _____ y _____ l _____

w _____, y _____ s _____ a _____

G _____, w _____ g _____ g _____

t _____ a _____ w _____ f _____

f _____, a _____ i _____ w _____ b _____

g _____ t _____ y _____.

OWI

Time With God: Grades 1-3

"If any of you lacks wisdom, you should ask God, who gives generously to all without finding fault, and it will be given to you." James 1:5

Who is the most wise?

Where can you look for wisdom? Who can you ask?

What choice do you need to make? Ask God to help you have wisdom as you make the choice.

OWI

Time With God: Grades 4-6

"If any of you lacks wisdom, you should ask God, who gives generously to all without finding fault, and it will be given to you." James 1:5

Define wisdom.

Write about a time when you used God's wisdom to make a choice.

What choice do you need to make that you need God's wisdom for? Take time to ask Him for wisdom right now.



Matthew 12:30-31

Proverbs 3:5-6

Ephesians 6:1

Acts 16:31

John 15:5

Philippians 4:6

Matthew 12:30-31

Proverbs 3:5-6

Ephesians 6:1

Acts 16:31

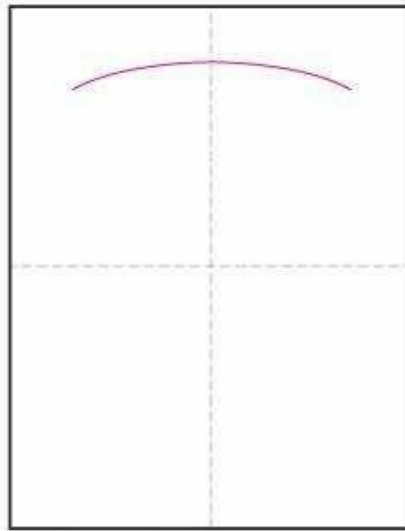
John 15:5

Philippians 4:6

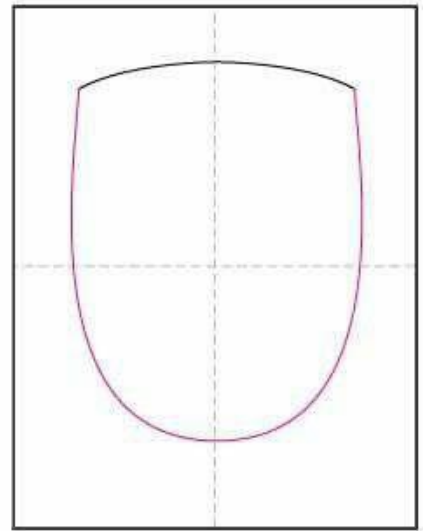




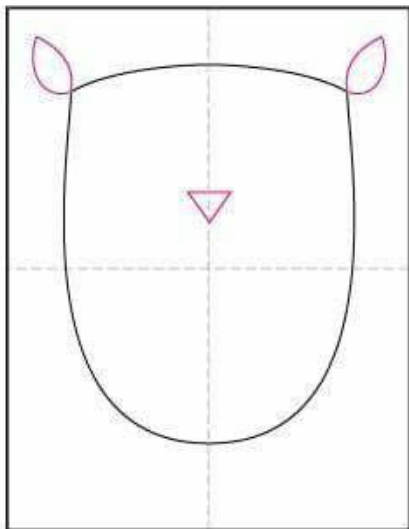
Supplies: Liquid watercolor, black Sharpie, Crayola Metallic Markers



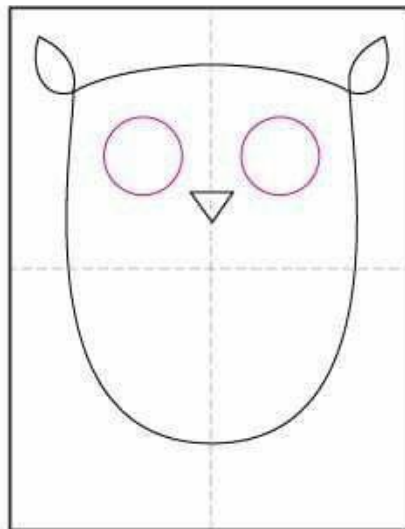
1. Make guide lines. Draw a curve.



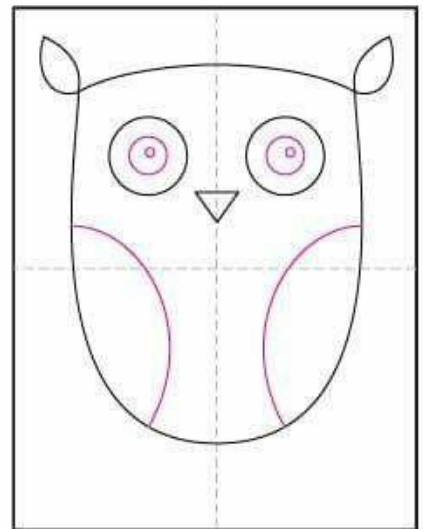
2. Add a large U shape.



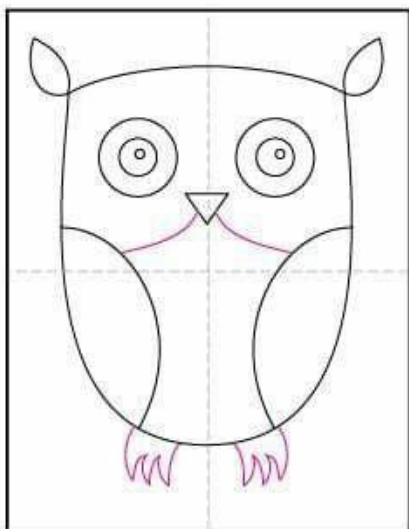
3. Draw two ears and beak.




4. Draw two large circles.




5. Draw inside eyes and wings.



6. Add claws and chin lines.



7. Draw patterns on body.



8. Draw branch under claws.